





Bonds Issued (2000 Series)	12,500,000	12,500,000	0
Bonds Issued (2016 Series)	220,000,000	220,000,000	0
Land Sold	1,989,640	1,989,640	0
Erate	2,123,568	2,123,568	0
Interest Earned	6,008,268	6,008,268	0
Other	5,312,893	5,312,893	0
Total	247,934,370	247,934,370	0

Project	Budget	Actual Expenditures	Encumbrances	Remaining
Grand Total	11,131,556	11,123,468	0	8,088
Stadium (16-17 General Operating Fund Only)	7,131,556	7,131,556	0	0
Payment to City (Sewer & Turn Lanes)	0	0	0	0
FF&E	0	0	0	0
Technology	0	0	0	0
Easements	0	0	0	0
Testing	0	0	0	0
Pre-Construction Services - Manhattan	0	0	0	0
Advent (Branding Contract)	0	0	0	0
Guaranteed Max Price (GMP)	7,131,556	7,131,556	0	0
Architectural & Engineering	0	0	0	0
Athletics Refresh (16-17 General Operating Fund Only)	700,000	700,000	0	0
Athletics Refresh	700,000	700,000	0	0
Fine Arts Refresh (16-17 General Operating Fund Only)	700,000	700,000	0	0
Fine Arts Refresh	700,000	700,000	0	0
Furniture Refresh (16-17 General Operating Fund Only)	300,000	292,417	0	7,583
Furniture Refresh	300,000	292,417	0	7,583
1:World (16-17 General Operating Fund Only)	2,000,000	1,999,495	0	505
1:World	2,000,000	1,999,495	0	505
Technology (16-17 General Operating Fund Only)	300,000	300,000	0	0
Technology	300,000	300,000	0	0

Project	Budget	Actual Expenditures	Encumbrances	Remaining





Health, Safety & Security	3,908,570	3,905,125	3,445	0
AED's & Scanners	283,895	283,895	0	0
Cameras	2,204,896	2,201,451	3,445	0
Fire Alarms	187,653	187,653	0	0
Playground Equipment	541,104	541,104	0	0
Primus Locks	265,029	265,029	0	0
Sidewalks	425,993	425,993	0	0

HVAC, Roof, End ET04 Tf1 0 0 1 4524 4VAC, Roof, End ET04 Tf1 0 0 1 4524 4VAC, Roof, End ET04 4993

