





April 2023 (May Board Meeting 2023)

Bonds Issued (2000 Series)	12,500,000	12,500,000	0
Bonds Issued (2016 Series)	220,000,000	220,000,000	0
Land Sold	1,989,640	1,989,640	0
Erate	2,123,568	2,123,568	0
Interest Earned	5,810,340	5,810,340	0
Other	5,218,369	5,218,369	0
Total	247,641,917	247,641,917	0

Project	Budget	Actual Expenditures	Encumbrances	Remaining
Grand Total	11,131,556	11,123,468	0	8,088
Stadium (16-17 General Operating Fund Only)	7,131,556	7,131,556	0	0
Payment to City (Sewer & Turn Lanes)	0	0	0	0
FF&E	0	0	0	0
Technology	0	0	0	0
Easements	0	0	0	0
Testing	0	0	0	0
Pre-Construction Services - Manhattan	0	0	0	0
Advent (Branding Contract)	0	0	0	0
Guaranteed Max Price (GMP)	7,131,556	7,131,556	0	0
Architectural & Engineering	0	0	0	0
Athletics Refresh (16-17 General Operating Fund Only)	700,000	700,000	0	0
Athletics Refresh	700,000	700,000	0	0
Fine Arts Refresh (16-17 General Operating Fund Only)	700,000	700,000	0	0
Fine Arts Refresh	700,000	700,000	0	0
Furniture Refresh (16-17 General Operating Fund Only)	300,000	292,417	0	7,583
Furniture Refresh	300,000	292,417	0	7,583
1:World (16-17 General Operating Fund Only)	2,000,000	1,999,495	0	505
1:World	2,000,000	1,999,495	0	505
Technology (16-17 General Operating Fund Only)	300,000	300,000	0	0
Technology	300,000	300,000	0	0

Project	Budget	Actual Expenditures	Encumbrances	Remaining
Grand Total	5,000,000	3,498,482	0	1,501,519
Athletics Turfs (17-18 General Operating Fund Only)	1,000,000	499,999	0	500,001
Athletics Turfs	1,000,000	499,999	0	500,001
Fine Arts Refresh (17-18 General Operating Fund Only)	1,000,000	998,487	0	1,513
Fine Arts Refresh	1,000,000	998,487	0	1,513
Furniture Refresh (17-18 General Operating Fund Only)	1,000,000	0	0	1,000,000
Furniture Refresh	1,000,000	0	0	1,000,000
1:World (17-18 General Operating Fund Only)	2,000,000	1,999,995	0	5
1:World	2,000,000	1,999,995	0	5

Project	Budget	Actual Expenditures	Encumbrances	Remaining
Grand Total	8,911,959	8,911,959	0	0
Stadium (2011 Construction Fund Only)	8,911,959	8,911,959	0	0
Payment to City (Sewer & Turn Lanes)	0	0	0	0
FF&E	0	0	0	0
Technology	0	0	0	0
Easements	0	0	0	0
Testing	515,128	515,128	0	0
Pre-Construction Services - Manhattan	37,500	37,500	0	0
Adv6 72432 0				



Glen Oaks	3,875,016	3,875,015	0	0
Consultant	92,200	92,200	0	0
HVAC	53,611	53,611	0	0
Refresh	3,729,205	3,729,205	0	0
FF&E	0	0	0	0
Inflation	0	0	0	0
Technology	0	0	0	0
Testing	0	0	0	0
Guaranteed Max Price (GMP)	0	0	0	0
Architectural & Engineering	0	0	0	0
MBHS Fine Arts	4,127,302	4,127,302	0	0
FF&E	10,546	10,546	0	0
Inflation	0	0	0	0
Technology	0	0	0	0
Testing	66,709	66,709	0	0
Guaranteed Max Price (GMP) & Refresh	3,803,645	3,803,645	0	0
Architectural & Engineering	246,402	246,402	0	0
CMS Fine Arts	3,855,108	3,855,108	0	0
FF&E	0	0	0	0
Inflation	0	0	0	0
Technology	0	0	0	0
Testing	51,750	51,750	0	0
Guaranteed Max Price (GMP) & Refresh	3,570,150	3,570,150	0	0
Architectural & Engineering	233,208	233,208	0	0
EMS Fine Arts	3,521,707	3,521,707	0	0
FF&E	0	0	0	0
Inflation	0	0	0	0
Technology	0	0	0	0
Testing	50,286	50,286	0	0
Guaranteed Max Price (GMP) & Refresh	3,260,017	3,260,017	0	0
Architectural & Engineering	211,404	211,404	0	0
Eddins	2,905,366	2,905,366	0	0
Consultant	86,973	86,973	0	0
HVAC	873,029	873,029	0	0
Refresh	1,945,364	1,945,364	0	0
Walker	2,964,653	2,964,653	0	0
Consultant	91,072	91,072	0	0
HVAC	886,282	886,282	0	0
Refresh	1,987,299	1,987,299	0	0
Wolford	4,081,688	4,081,688	0	0
Consultant	83,250	83,250	0	0
HVAC	1,159,832	1,159,832	0	0
Refresh	2,838,606	2,838,606	0	0
Malvern	4,441,029	4,389,960	reW hET@MC P #ICID 9-BDC q366 38635 53892	

[Redacted]

[Redacted]

[Redacted]

[Redacted]

[Redacted]

[Redacted]

[Redacted]

[Redacted]

[Redacted]

[Redacted]

[Redacted]

[Redacted]

[Redacted]
