






|                            |             |             |   |
|----------------------------|-------------|-------------|---|
| Bonds Issued (2000 Series) | 12,500,000  | 12,500,000  | 0 |
| Bonds Issued (2016 Series) | 220,000,000 | 220,000,000 | 0 |
| Land Sold                  | 1,989,640   | 1,989,640   | 0 |
| Erate                      | 1,312,796   | 1,312,796   | 0 |
| Interest Earned            | 5,664,422   | 5,664,422   | 0 |
| Other                      | 5,208,689   |             |   |



| Project                               | Budget    | Actual Expenditures | Encumbrances | Remaining |
|---------------------------------------|-----------|---------------------|--------------|-----------|
| Grand Total                           | 8,911,959 | 8,911,959           | 0            | 0         |
| Stadium (2011 Construction Fund Only) | 8,911,959 | 8,911,959           | 0            | 0         |
| Payment to City (Sewer & Turn Lanes)  | 0         | 0                   | 0            | 0         |
| FF&E                                  | 0         | 0                   | 0            | 0         |
| Technology                            | 0         | 0                   | 0            | 0         |
| Easements                             | 0         | 0                   | 0            | 0         |
| Testing                               | 515,128   | 515,128             | 0            | 0         |
| Pre-Construction Services - Manhattan | 37,500    | 37,500              | 0            | 0         |
| Advent (Branding Contract)            | 0         | 0                   | 0            | 0         |
| Guaranteed Max Price (GMP)            | 5,352,331 | 5,352,331           | 0            | 0         |
| Architectural & Engineering           | 3,007,000 | 3,007,000           | 0            | 0         |

| Project                                   | Budget  | Actual Expenditures | Encumbrances | Remaining |
|---|---------|---------------------|--------------|-----------|
| Grand Total                               | 100,000 | 100,000             | 0            | 0         |
| Stadium (Athletics Sports Marketing Only) | 100,000 | 100,000             | 0            | 0         |
| Payment to City (Sewer & Turn Lanes)      | 0       | 0                   | 0            | 0         |
| FF&E                                      | 0       | 0                   | 0            | 0         |
| Technology                                | 0       | 0                   | 0            | 0         |
| Easements                                 | 0       | 0                   | 0            | 0         |
| Testing                                   | 0       | 0                   | 0            | 0         |
| Pre-Construction Services - Manhattan     | 0       | 0                   | 0            | 0         |
| Advent (Branding Contract)                | 100,000 | 100,000             | 0            | 0         |
| Guaranteed Max Price (GMP)                | 0       | 0                   | 0            | 0         |
| Architectural & Engineering               | 0       | 0                   | 0            | 0         |

| Project                               | Budget      | Actual Expenditures | Encumbrances | Remaining |
|---------------------------------------|-------------|---------------------|--------------|-----------|
| Grand Total                           | 245,881,172 | 239,908,627         | 5,801,356    | 171,189   |
| Stadium (2016 Construction Fund Only) | 53,493,258  | 53,493,258          | 0            | 0         |
| Payment to City (Sewer & Turn Lanes)  | 936,126     | 936,126             | 0            | 0         |
| FF&E                                  | 602,232     | 602,232             | 0            | 0         |
| Technology                            | 602,754     | 602,754             | 0            | 0         |
| Easements                             | 102,500     | 102,500             | 0            | 0         |
| Testing                               | 211,196     | 211,196             | 0            | 0         |
| Pre-Construction Services - Manhattan | 0           | 0                   | 0            | 0         |
| Advent (Branding Contract)            | 0           | 0                   | 0            | 0         |
| Guaranteed Max Price (GMP)            | 50,945,450  | 50,945,450          | 0            | 0         |
| Architectural & Engineering           | 93,000      | 93,000              | 0            | 0         |
| MHS Auditorium, Gym & Nat             | 26,772,037  | 26,765,116          | 6,921        | 0         |
| FF&E                                  | 181,839     | 178,918             | 2,921        | 0         |
| Technology                            | 192,810     | 192,810             | 0            | 0         |
| Testing                               | 437,548     | 437,548             | 0            | 0         |
| Guaranteed Max Price (GMP)            | 24,545,183  | 24,541,183          | 0,000        | 0         |
| Architectural & Engineering           | 1,414,658   | 1,414,658           | 0            | 0         |
| MNHS                                  | 12,739,134  | 12,739,134          | 0            | 0         |
| Consultant                            | 317,754     | 317,754             | 0            | 0         |
| HVAC                                  | 2,648,178   | 2,648,178           | 0            | 0         |
| Refresh                               | 9,773,202   | 9,773,202           | 0            | 0         |

