

September 2021 October Board Meeting 2021)






Bonds Issued (2000 Series)	12,500,000	12,500,000	0
Bonds Issued (2016 Series)	220,000,000	220,000,000	0
Land Sold	1,989,640	1,989,640	0
Erate	512,796	512,796	0
Interest Earned	5,606,826	5,606,826	0
Other	5,055,489	5,055,489	0
Total	245,664,751	245,664,751	0

16-17 Budget Fund 199 - General Operating Fund					
Project	Budget	Actual Expenditures	Encumbrances	Remaining	
Grand Total	11,131,556	11,123,468	0	8,088	
Stadium (16-17 General Operating Fund Only)	7,131,556	7,131,556	0	0	
Payment to City (Sewer & Turn Lanes)	0	0	0	0	
FF&E	0	0	0	0	
Technology	0	0	0	0	
Easements	0	0	0	0	
Testing	0	0	0	0	
Pre-Construction Services - Manhattan	0	0	0	0	
Advent (Branding Contract)	0	0	0	0	
Guaranteed Max Price (GMP)	7,131,556	7,131,556	0	0	
Architectural & Engineering	0	0	0	0	
Athletics Refresh (16-17 General Operating Fund Only)	700,000	700,000	0	0	
Athletics Refresh	700,000	700,000	0	0	
Fine Arts Refresh (16-17 General Operating Fund Only)	700,000	700,000	0	0	
Fine Arts Refresh	700,000	700,000	0	0	
Furniture Refresh (16-17 General Operating Fund Only)	300,000	292,417	0	7,583	
Furniture Refresh	300,000	292,417	0	7,583	
1:World (16-17 General Operating Fund Only)	2,000,000	1,999,495	0	505	
1:World	2,000,000	1,999,495	0	505	
Technology (16-17 General Operating Fund Only)	300,000	300,000	0	0	
Technology	300,000	300,000	0	0	

17-18 Budget Fund 199 - General Operating Fund					
Project	Budget	Actual Expenditures	Encumbrances	Remaining	
Grand Total	5,000,000	3,498,482	0	1,501,519	
Athletics Turfs (17-18 General Operating Fund Only)	1,000,000	499,999	0	500,001	
Athletics Turfs	1,000,000	499,999	0	500,001	
Fine Arts Refresh (17-18 General Operating Fund Only)	1,000,000	998,487	0	1,513	
Fine Arts Refresh	1,000,000	998,487	0	1,513	
Furniture Refresh (17-18 General Operating Fund Only)	1,000,000	0	0	1,000,000	
Furniture Refresh	1,000,000	0	0	1,000,000	
1:World (17-18 General Operating Fund Only)	2,000,000	1,999,995	0	5	
1:World	2,000,000	1,999,995	0	5	

Project	Budget	Actual Expenditures	Encumbrances	Remaining
Grand Total	8,911,959	8,911,959	0	0
Stadium (2011 Construction Fund Only)	8,911,959	8,911,959	0	0
Payment to City (Sewer & Turn Lanes)	0	0	0	0
FF&E	0	0	0	0
Technology	0	0	0	0
Easements	0	0	0	0
Testing	515,128	515,128	0	0
Pre-Construction Services - Manhattan	37,500	37,500	0	0
Advent (Branding Contract)	0	0	0	0
Guaranteed Max Price (GMP)	5,352,331	5,352,331	0	0
Architectural & Engineering	3,007,000	3,007,000	0	0

Project	Budget	Actual Expenditures	Encumbrances	Remaining
Grand Total	100,000	100,000	0	0
Stadium (Athletics Sports Marketing Only)	100,000	100,000	0	0
Payment to City (Sewer & Turn Lanes)	0	0	0	0
FF&E	0	0	0	0
Technology	0	0	0	0
Easements	0	0	0	0
Testing	0	0	0	0
Pre-Construction Services - Manhattan	0	0	0	0
Advent (Branding Contract)	100,000	100,000	0	0



Glen Oaks	3,875,016	3,875,015	0	0
Consultant	92,200	92,200	0	0
HVAC	53,611	53,611	0	0
Refresh	3,729,205	3,729,205	0	0
FF&E	0	0	0	0
Inflation	0	0	0	0
Technology	0	0	0	0
Testing	0	0	0	0

Light blue horizontal bar

Grey rectangular block

Light blue horizontal bar

Grey rectangular block

Light blue horizontal bar

Grey rectangular block

Light blue horizontal bar

Light blue horizontal bar

Light blue horizontal bar

Grey rectangular block

Light blue horizontal bar

Light blue horizontal bar

Light blue horizontal bar

Light blue horizontal bar

Light blue horizontal bar

Grey rectangular block

Light blue horizontal bar

