












Bonds Issued (2000 Series)	12,500,000	12,500,000	0
Bonds Issued (2016 Series)	220,000,000	213,000,000	7,000,000
Land Sold	1,989,640	1,989,640	0
Erate	313,712	263,868	49,844
Interest Earned	3,322,591	3,322,591	0
Other			



Project	Budget	Actual Expenditures	Encumbrances	Remaining
Grand Total	8,911,959	8,911,959	0	0
Stadium (2011 Construction Fund Only)	8,911,959	8,911,959	0	0
Payment to City (Sewer & Turn Lanes)	0	0	0	0
FF&E	0	0	0	0
Technology	0	0	0	0
Easements	0	0	0	0
Testing				



Glen Oaks	6,275,000	3,270,882	292,050	2,712,068
Consultant	86,000	84,290	0	1,710
HVAC	1,100,000	53,611	820	1,045,569
Refresh	5,089,000	3,132,981	291,230	1,664,789
FF&E	0	0	0	0
Inflation	0	0	0	0



HVAC, Roof, End of Life	20,342,165	2,926,121	1,065,786	16,350,258
2011 Program Facility Upgrades	3,120,591	523,285	325,900	2,271,406
Vans, Trucks, Trailers	178,000	150,877	25,190	1,934
Carpet	850,000	0	0	850,000
Electrical	368,400	17,699	28,361	322,341
Equipment	0	0	0	0
Flooring	0	0	0	0
HVAC	5,455,225	0	0	5,455,225
ITE & GE	30,000	0	0	30,000
Lighting	410,500	185,850	1,498	223,152
Paint	550,000	0	0	550,000
Parking	1,412,200	647,253	607,013	157,933
Plumbing	143,000	0	0	143,000
Roof	5,954,153	0	24,960	5,929,193
Transformer	7,500	0	0	7,500
Wash Stations	48,000	0	0	48,000
Water Coolers	230,550	0	0	230,550
Facility Upgrades	1,494,046	1,401,157	52,865	40,024
Boilers	90,000	0	0	90,000
Wall Finish	0	0	0	0
Transportation & Fueling	4,700,000	24,075	6,470	4,669,455
Fees & Equipment	490,000	20,930	6,470	462,600
Fencing	100,000	0	0	100,000
Fueling Center	435,000	0	0	435,000
Inflation	900,000	0	0	900,000
Paving	2,775,000	3,145	0	2,771,855
Athletic Turfs	6,022,000	4,771,440	589,736	660,824
Athletic Turfs	6,022,000	4,771,440	589,736	660,824
Athletics Refresh (2016 Construction Fund Only)	2,967,200	1,097,564	867,231	1,002,406
Athletics Refresh	2,967,200	1,097,564	867,231	1,002,406
Fine Arts Refresh (2016 Construction Fund Only)	3,300,000	1,059,902	249,631	1,990,467
Fine Arts Refresh	3,300,000	1,059,902	249,631	1,990,467
Furniture Refresh (2016 Construction Fund Only)	3,700,000	974,817	6,540	2,718,642
Furniture Refresh	3,700,000	974,817	6,540	2,718,642
Digital Marquees	997,807	864,144	122,058	11,605
Digital Marquees	997,807	864,144	122,058	11,605
Technology (2016 Construction Fund Only)	25,050,000	7,489,057	514,561	17,046,382
Technology	25,050,000	7,489,057	514,561	17,046,382
1:World (2016 Construction Fund Only)	6,000,000	0	0	6,000,000
1:World	6,000,000	0	0	6,000,000
Elementary #22	700,000	0	0	700,000
Elementary #22	700,000	0	0	700,000
Maintenance Building	4,500,000	0	0	4,500,000
Maintenance Building	4,500,000	0	0	4,500,000
Land Purchase	4,000,000	2,046,397	81,213	

