

2022-23 Texas Academic Performance Report (TAPR)

District Name: MCKINNEY ISD

Campus Name: J B WILMETH EL

Campus Number: 043907122



This page is intentionally blank.

Texas Education Agency
 2022-23 STAAR Performance (TAPR)
 J B WILMETH EL (043907122) - MCKINNEY ISD - COLLIN COUNTY

	School Year	State	District	Campus	African American	Hispanic	White	American Indian	Asian	Pacific Islander	Two or More Races	Special Ed (Current)	Special Ed (Former)	Continuously Enrolled	Non-Continuously Enrolled	Econ Disadv	EB & EL (Current & Monitored)
STAAR Performance Rates by Tested Grade, Subject, and Performance Level																	
Grade 3 Reading																	
At Approaches Grade Level or Above	2023	76%	83%	88%	70%	100%	86%	-	100%	-	90%	58%	*	88%	88%	50%	*
	2022	76%	84%	92%	86%	83%	96%	-	90%	-	86%	75%	*	92%	94%	89%	*
At Meets Grade Level or Above	2023	50%	62%	71%	60%	75%	73%	-	83%	-	60%	37%	*	74%	59%	42%	*
	2022	51%	61%	76%	43%	75%	82%	-	80%	-	57%	50%	*	73%	88%	56%	*
At Masters Grade Level	2023	20%	24%	27%	20%	38%	27%	-	33%	-	20%	26%	*	27%	29%	8%	*
	2022	30%	38%	48%	29%	25%	49%	-	80%	-	57%	17%	*	47%	53%	22%	*
Grade 3 Mathematics																	
At Approaches Grade Level or Above	2023	73%	79%	86%	70%	88%	85%	-	100%	-	91%	58%	80%	85%	89%	67%	*
	2022	71%	79%	89%	71%	75%	93%	-	90%	-	100%	58%	*	88%	94%	78%	*
At Meets Grade Level or Above	2023	45%	52%	56%	20%	63%	58%	-	75%	-	55%	37%	80%	55%	61%	25%	*
	2022	43%	52%	68%	43%	42%	76%	-	90%	-	43%	33%	*	65%	82%	56%	*
At Masters Grade Level	2023	19%	24%	30%	10%	25%	27%	-	58%	-	36%	21%	40%	31%	28%	0%	*
	2022	21%	27%	40%	14%	17%	49%	-	50%	-	14%	8%	*	36%	53%	33%	*
Grade 4 Reading																	
At Approaches Grade Level or Above	2023	77%	86%	96%	100%	100%	97%	*	91%	-	86%	75%	100%	96%	96%	83%	*
	2022	77%	84%	93%	75%	86%	97%	-	83%	-	*	86%	100%	95%	86%	78%	*
At Meets Grade Level or Above	2023	48%	58%	69%	50%	77%	66%	*	82%	-	71%	42%	56%	63%	82%	58%	*
	2022	54%	64%	75%	63%	57%	80%	-	67%	-	*	57%	75%	78%	68%	67%	*
At Masters Grade Level	2023	22%	29%	37%	25%	31%	41%	*	55%	-	14%	8%	44%	38%	36%	25%	*
	2022	28%	36%	45%	50%	43%	44%	-	67%	-	*	33%	63%	45%	45%	44%	*
Grade 4 Mathematics																	
At Approaches Grade Level or Above	2023	71%	77%	91%	88%	100%	92%	*	91%	-	71%	67%	89%	89%	96%	92%	*
	2022	70%	77%	88%	88%	86%	89%	-	100%	-	*	67%	100%	89%	86%	78%	*
At Meets Grade Level or Above	2023	48%	55%	73%	50%	77%	73%	*	91%	-	57%	25%	67%	72%	75%	75%	*
	2022	43%	52%	69%	88%	57%	69%	-	67%	-	*	43%	72%				*


Texas Education Agency
2022-23 STAAR Performance (TAPR)
J B WILMETH EL (043907122) - MCKINNEY ISD - COLLIN COUNTY

	School Year	State	District	Campus	African American	Hispanic	White	American Indian	Asian	Pacific Islander	Two or More Races	Special Ed (Current)	Special Ed (Former)	Continuously Enrolled	Non-Continuously Enrolled	Econ Disadv	EB & EL
--	-------------	-------	----------	--------	------------------	----------	-------	-----------------	-------	------------------	-------------------	----------------------	---------------------	-----------------------	---------------------------	-------------	---------




Texas Education Agency
 2022-23 Progress (TAPR)
 J B WILMETH EL (043907122) - MCKINNEY ISD - COLLIN COUNTY

	School Year	State	District	Campus	African American	Hispanic	White	American Indian	Asian	Pacific Islander	Two or More Races	Special Ed (Current)	Special Ed (Former)	Continuously Enrolled	Non-Continuously Enrolled	Econ Disadv	EB/EL (Current & Monitored)
School Progress - Annual Growth by Grade and Subject																	
Grade 4 ELA/Reading	2023	55%	60%	64%	56%	73%	63%	*	77%	-	50%	59%	56%	64%	63%	54%	*
Grade 4 Mathematics	2023	63%	64%	74%	63%	88%	70%	*	91%	-	58%	50%	72%	72%	79%	75%	*
Grade 5 ELA/Reading	2023	65%	73%	65%	50%	60%	66%	-	67%	-	*	53%	83%	64%	69%	50%	*
Grade 5 Mathematics	2023	71%	74%	79%	89%	73%	79%	-	75%	-	*	80%	88%	80%	78%	90%	*
All Grades Both Subjects	2023	64%	72%	71%	65%	73%	70%	*	79%	-	69%	62%	76%	70%	72%	67%	86%
All Grades ELA/Reading	2023	63%	71%	64%	53%	66%	64%	*	74%	-	67%	55%	71%	64%	65%	52%	86%
All Grades Mathematics	2023	66%	72%	77%	76%	80%	75%	*	85%	-	72%						



Texas Education Agency
 2022-23 Bilingual Education/English as a Second Language (Current EB Students/EL) (TAPR)
 J B WILMETH EL (043907122) - MCKINNEY ISD - COLLIN COUNTY

	School Year	State	District	Campus	Total Bilingual Education	BE-Trans Early Exit	BE-Trans Late Exit	BE-Dual Two-Way	BE-Dual One-Way	ALP Bilingual (Exception)	Total ESL	ESL Content-Based	ESL Pull-Out	ALP ESL (Waiver)	EB/EL with Parental Denial	Never EB/EL	Total EB/EL (Current)	Monitored & Former EB/EL
All Grades ELA/Reading	2023	35%	41%	38%	-	-	-	-	-	-	-	-	-	-	-	-	-	-



--	--	--	--	--	--	--	--	--	--	--	--	--	--	--	--	--	--	--	--

--	--	--	--	--	--	--	--	--	--	--	--	--	--	--	--	--	--	--	--

--	--	--	--	--	--	--	--	--	--	--	--	--	--	--	--	--	--	--	--

--	--	--	--	--	--	--	--	--	--	--	--	--	--	--	--	--	--	--	--





There is no data for this campus.

There is no data for this campus.

Texas Education Agency
 2022-23 Student Information (TAPR)
 J B WILMETH EL (043907122) - MCKINNEY ISD - COLLIN COUNTY

Student Information	Membership				Enrollment			
	Campus		District	State	Campus		District	State
	Count	Percent			Count	Percent		
Total Students	544	100.0%	23,174	5,504,150	544	100.0%	23,342	5,518,432
Students by Grade:								
Early Childhood Education	0	0.0%	0.4%	0.3%	0	0.0%	0.9%	0.5%
Pre-Kindergarten	0	0.0%	1.6%	4.4%	0	0.0%	1.6%	4.4%
Pre-Kindergarten: 3-year Old	0	0.0%	0.3%	0.7%	0	0.0%	0.3%	0.7%
Pre-Kindergarten: 4-year Old	0	0.0%	1.2%	3.7%	0	0.0%	1.2%	3.7%
Kindergarten	70	12.9%	6.4%	6.7%	70	12.9%	6.4%	6.7%
Grade 1	68	12.5%	6.8%	7.2%	68	12.5%	6.8%	7.2%
Grade 2	96	17.6%	6.9%	7.2%	96	17.6%	6.9%	7.2%
Grade 3	95	17.5%	7.3%	7.2%	95	17.5%	7.2%	7.1%
Grade 4	103	18.9%	6.7%	7.2%	103	18.9%	6.7%	7.1%
Grade 5	112	20.6%	7.1%	7.2%	112	20.6%	7.0%	7.2%
Grade 6	0	0.0%	7.3%	7.3%	0	0.0%	7.2%	7.2%
Grade 7	0	0.0%	7.7%	7.4%	0	0.0%	7.7%	7.4%
Grade 8	0	0.0%	8.3%	7.7%	0	0.0%	8.2%	7.7%
Grade 9	0	0.0%	8.9%	8.7%	0	0.0%	8.9%	8.7%
Grade 10	0	0.0%	8.6%	7.9%	0	0.0%	8.5%	7.9%
Grade 11	0	0.0%	8.1%	7.0%	0	0.0%	8.0%	7.0%
Grade 12	0	0.0%	7.9%	6.6%	0	0.0%	8.1%	6.6%
Ethnic Distribution:								
African American	60	11.0%	15.5%	12.8%	60	11.0%	15.5%	12.8%
Hispanic	66	12.1%	28.7%	53.0%	66	12.1%	28.7%	52.9%
White	316	58.1%	43.4%	25.6%	316	58.1%	43.5%	25.7%
American Indian								

Texas Education Agency
2022-23 Student Information (TAPR)
J B WILMETH EL (043907122) - MCKINNEY ISD - COLLIN COUNTY

Student Information	Membership				Enrollment			
	Campus		District	State	Campus		District	State
	Count	Percent			Count	Percent		
Students w/ Dyslexia	64	11.8%	9.4%	5.5%	64	11.8%	9.3%	5.5%
Foster Care	0	0.0%	0.1%	0.2%	0	0.0%	0.1%	0.2%
Homeless	2	0.4%	1.4%	1.3%	2	0.4%	1.4%	1.3%
Immigrant	13	2.4%	2.4%	2.2%	13	2.4%	2.3%	2.2%
Migrant	0	0.0%	0.0%	0.3%	0	0.0%	0.0%	0.3%
Title I	0	0.0%	16.3%	64.6%	0	0.0%	16.4%	64.6%
Military Connected	27	5.0%	5.5%	3.6%	27	5.0%	5.5%	3.6%
At-Risk	72	13.2%	31.9%	53.3%	72	13.2%	31.7%	53.3%
Students by Instructional Program:								
Bilingual/ESL Education	24	4.4%	14.4%	23.2%	24	4.4%	14.3%	23.2%
Career and Technical Education	0	0.0%	23.5%	26.5%	0	0.0%	23.4%	26.5%
Career and Technical Education (9-12 grades only)	0	0.0%	57.6%	72.3%	0	-	57.2%	72.2%
Gifted and Talented Education	96	17.6%	12.4%	8.2%	96	17.6%	12.3%	8.2%
Special Education	88	16.2%	15.0%	12.6%	88	16.2%	15.4%	12.7%
Students with Disabilities by Type of Primary Disability:								
Total Students with Disabilities	88							
By Type of Primary Disability								
Students with Intellectual Disabilities	16	18.2%	36.3%	44.1%				
Students with Physical Disabilities	40	45.5%	26.9%	20.0%				
Students with Autism	19	21.6%	14.3%	15.5%				
Students with Behavioral Disabilities	**	**	20.6%	18.8%				
Students with Non-Categorical Early Childhood	*	*	1.9%	1.6%				
Mobility (2021-22):								
Total Mobile Students	40	7.8%	13.4%	16.8%				
By Ethnicity:								
African American	8	1.6%	3.5%	3.3%				
Hispanic	6	1.2%	3.9%	8.7%				
White	12	2.3%	4.2%	3.4%				
American Indian	2	0.4%	0.1%	0.1%				
Asian	7	1.4%	0.9%	0.7%				
Pacific Islander	0	0.0%	0.0%	0.0%				
Two or More Races	5	1.0%	0.9%	0.6%				
Count and Percent of Special Ed Students who are Mobile	4	4.3%	16.7%	18.6%				
Count and Percent of EB Students/EL who are Mobile	1	8.3%	15.1%	17.1%				
Count and Percent of Econ Dis Students who are Mobile	10	18.2%	16.7%	18.7%				
Student Attrition (2021-22):								
Total Student Attrition	32	7.2%	14.3%	18.1%				

Texas Education Agency
 2022-23 Student Information (TAPR)
 J B WILMETH EL (043907122) - MCKINNEY ISD - COLLIN COUNTY

Student Information	--Non-Special Education Rates--			---Special Education Rates---		
	Campus	District	State	Campus	District	State
Retention Rates by Grade:						
Kindergarten	0.0%	1.4%	1.5%	5.3%	4.8%	4.5%
Grade 1	0.0%	0.6%	2.5%	0.0%	0.6%	3.6%
Grade 2	0.0%	0.4%	1.6%	0.0%	0.9%	2.0%
Grade 3	1.2%	0.4%	0.8%	0.0%	0.3%	0.9%
Grade 4	0.0%	0.2%	0.5%	0.0%	0.3%	0.5%
Grade 5	0.0%	0.1%	0.3%	5.9%	0.6%	0.4%
Grade 6	-	0.1%	0.3%	-	0.0%	0.4%
Grade 7	-	0.1%	0.4%	-	0.0%	0.5%
Grade 8	-	0.2%	0.4%	-	0.0%	0.5%
Grade 9	-	5.5%	8.7%	-	18.1%	12.6%

Class Size Averages by Grade and Subject
 (Derived from teacher responsibility records):

Class Size Information	Campus	District	State
Elementary:			
Kindergarten	17.3	18.4	18.7
Grade 1	16.7	18.0	19.1
Grade 2	15.7	18.0	19.1
Grade 3	18.8	21.5	19.3
Grade 4	24.3	20.5	19.4
Grade 5	20.2	22.8	20.8
Grade 6	-	14.5	19.2
Secondary:			
English/Language Arts	-	16.3	16.2
Foreign Languages	-	19.4	18.8
Mathematics	-	17.2	17.5
Science	-	19.4	18.5
Social Studies	-	18.6	18.9

Texas Education Agency
2022-23 Staff Information (TAPR)
J B WILMETH EL (043907122) - MCKINNEY ISD - COLLIN COUNTY

----- Campus -----	

Texas Education Agency
 2022-23 Staff Information (TAPR)
 J B WILMETH EL (043907122) - MCKINNEY ISD - COLLIN COUNTY

	----- Campus -----		District	State
Staff Information	Count/Average	Percent		
Number of Students per Teacher	13.8	n/a	14.6	14.8

Staff Information	Campus	District	State
Experience of Campus Leadership:			
Average Years Experience of Principals	5.0	8.2	6.1
Average Years Experience of Principals with District	5.0	8.0	5.3
Average Years Experience of Assistant Principals	1.0	7.3	5.2
Average Years Experience of Assistant Principals with District	1.0	5.8	4.4
Average Years Experience of Teachers:			
Average Years Experience of Teachers	14.1	12.4	11.0
Average Years Experience of Teachers with District:	9.5	7.7	6.9
Average Teacher Salary by Years of Experience (regular duties only):			
Beginning Teachers	\$63,073	\$60,206	\$53,300
1-5 Years Experience	\$60,257	\$60,225	\$56,516
6-10 Years Experience	\$61,859	\$62,175	\$59,732
11-20 Years Experience	\$65,668	\$65,871	\$63,389
21-30 Years Experience	\$68,729	\$70,228	\$67,876
Over 30 Years Experience	\$78,062	\$75,184	\$72,560
Average Actual Salaries (regular duties only):			
Teachers	\$64,533	\$64,448	\$60,717
Professional Support	\$70,146	\$74,516	\$72,022
Campus Administration (ScN7Jl j 0 d 0 5394.7 231.4 0.14 13.1 re B* 0 d 1 J1 j 0.000 0.000 0.000 0.000 0.000 0.000 0.000 0.000 0.000 RG 0.14 w 0 d ar			

Texas Education Agency
2022-23 Staff Information (TAPR)
J B WILMETH EL (043907122) - MCKINNEY ISD - COLLIN COUNTY

- Indicates there is no data for the item.
- * Indicates results are masked due to small numbers.
- ** When only one student disability or assessment group is masked, then the second smallest student disability or assessment group is masked regardless of size.
- n/a Indicates data reporting is not applicable for this group.
- ? Indicates that the data for this item were statistically improbable or were reported outside a reasonable range.