

# 2022-23 Texas Academic Performance Report (TAPR)

District Name: MCKINNEY ISD

Campus Name: VALLEY CREEK EL

Campus Number: 043907108

This page is intentionally blank.





Texas Education Agency  
 2022-23 STAAR Performance (TAPR)  
 VALLEY CREEK EL (043907108) - MCKINNEY ISD - COLLIN COUNTY

	School Year	State	District	Campus	African American	Hispanic	White	American Indian	Asian	Pacific Islander	Two or More Races	Special Ed (Current)	Special Ed (Former)	Continuously Enrolled	Non-Continuously Enrolled	Econ Disadv	EB & EL (Current & Monitored)
At Meets Grade Level or Above	2023	53%	67%	73%	51%	84%	76%	*	82%								










Texas Education Agency  
 2022-23 Bilingual Education/English as a Second Language (Current EB Students/EL) (TAPR)  
 VALLEY CREEK EL (043907108) - MCKINNEY ISD - COLLIN COUNTY

	School Year	State	District	Campus	Total Bilingual Education	BE-Trans Early Exit	BE-Trans Late Exit	BE-Dual Two-Way	BE-Dual One-Way	ALP Bilingual (Exception)	Total ESL	ESL Content-Based	ESL Pull-Out	ALP ESL (Waiver)	EB/EL with Parental Denial	Never EB/EL	Total EB/EL (Current)	Monitored & Former EB/EL
All Grades ELA/Reading	2023	35%	41%	36%	-	-	-	-	-	-	-	-	-	-	-	36%	-	-
All Grades Mathematics	2023	40%	46%	54%	-	-	-	-	-	-	*	-	*	-	-	52%	*	-

\* Indicates results are masked due to small numbers to protect student confidentiality.  
 - Indicates there are no students in the group.  
 Blank cell indicates there are no data available in the group.



Texas Education Agency  
 2022-23 STAAR Participation (TAPR)  
 VALLEY CREEK EL (043907108) - MCKINNEY ISD - COLLIN COUNTY

	State	District	Campus	African American	Hispanic	White	American Indian	Asian	Pacific Islander	Two or More Races	Special Ed (Current)	Special Ed (Former)	Continuously Enrolled	Non-Continuously Enrolled	Econ Disadv	EB & EL (Current & Monitored)
Absent	1%	1%	0%	0%	0%	0%	*	*	-	*	0%	*	0%	0%	0%	*
Other	0%	0%	0%	0%	0%	0%	*	*	-	*	0%	*	0%	0%	0%	




Texas Education Agency  
 2022-23 Attendance, Graduation, and Dropout Rates (TAPR)  
 VALLEY CREEK EL (043907108) - MCKINNEY ISD - COLLIN COUNTY

	State	District	Campus	African American	Hispanic	White	American Indian	Asian	Pacific Islander	Two or More Races	Special Ed	Econ Disadv	EB/EL
<b>Attendance Rate</b>													
2021-22	92.2%	93.3%	94.8%	94.1%	94.1%	95.1%	*	94.1%	-	95.4%	94.3%	91.8%	92.7%
2020-21	95.0%	95.3%	97.1%	96.9%	96.2%	97.3%	*	98.0%	-	96.0%	96.0%	95.5%	97.4%
<b>Chronic Absenteeism</b>													
2021-22	25.7%	20.0%	14.3%	21.8%	21.2%	10.8%	*	22.2%	-	8.7%	19.8%	39.3%	37.5%
2020-21	15.0%	13.0%	5.1%	9.3%	9.1%	2.7%	*	0.0%	-	14.8%	11.0%	14.3%	0.0%
<b>Annual Dropout Rate (Gr 7-8)</b>													
2021-22	0.7%	0.7%	-	-	-	-	-	-	-	-	-	-	-
2020-21	0.9%	0.3%	-	-	-	-	-	-	-	-	-	-	-
<b>Annual Dropout Rate (Gr 9-12)</b>													
2021-22	2.2%	0.9%	-	-	-	-	-	-	-	-	-	-	-
2020-21	2.4%	0.6%	-	-	-	-	-	-	-	-	-	-	-
<b>4-Year Longitudinal Rate (Gr 9-12)</b>													
<b>Class of 2022</b>													
Graduated	89.7%	96.8%	-	-	-	-	-	-	-	-	-	-	-
Received TxCHSE	0.3%	0.3%	-	-	-	-	-	-	-	-	-	-	-
Continued HS	3.5%	0.6%	-	-	-	-	-	-	-	-	-	-	-
Dropped Out	6.4%	2.4%	-	-	-	-	-	-	-	-	-	-	-
Graduates and TxCHSE	90.0%	97.0%	-	-	-	-	-	-	-	-	-	-	-
Graduates, TxCHSE, and Continuers	93.6%	97.6%	-	-	-	-	-	-	-	-	-	-	-
<b>Class of 2021</b>													
Graduated	90.0%	97.2%	-	-	-	-	-	-	-	-	-	-	-
Received TxCHSE	0.3%	0.2%	-	-	-	-	-	-	-	-	-	-	-
Continued HS	3.9%	1.4%	-	-	-	-	-	-	-	-	-	-	-
Dropped Out	5.8%	1.3%	-	-	-	-	-	-	-	-	-	-	-
Graduates and TxCHSE	90.3%	97.3%	-	-	-	-	-	-	-	-	-	-	-
Graduates, TxCHSE, and Continuers	94.2%	98.7%	-	-	-	-	-	-	-	-	-	-	-
<b>5-Year Extended Longitudinal Rate (Gr 9-12)</b>													
<b>Class of 2021</b>													
Graduated	92.2%	98.4%	-	-	-	-	-	-	-	-	-	-	-
Received TxCHSE	0.4%	0.2%	-	-	-	-	-	-	-	-	-	-	-
Continued HS	1.0%	0.1%	-	-	-	-	-	-	-	-	-	-	-
Dropped Out	6.3%	1.3%	-	-	-	-	-	-	-	-	-	-	-
Graduates and TxCHSE	92.7%	98.6%	-	-	-	-	-	-	-	-	-	-	-









Texas Education Agency  
2022-23 College, Career, and Military Readiness (CCMR) (TAPR)




There is no data for this campus.




Texas Education Agency  
2022-23 Student Information (TAPR)  
VALLEY CREEK EL (043907108) - MCKINNEY ISD - COLLIN COUNTY

	--Non-Special Education Rates--			---Special Education Rates---		
Student						
						ate



Texas Education Agency  
 2022-23 Staff Information (TAPR)  
 VALLEY CREEK EL (043907108) - MCKINNEY ISD - COLLIN COUNTY

Staff Information	----- Campus -----		District	State
	Count/Average	Percent		
Total Staff	45.6	100.0%	100.0%	100.0%
Professional Staff:	39.6	86.9%	75.7%	64.1%
Teachers	32.1	70.4%	58.5%	48.7%
Professional Support	5.0	11.0%	10.5%	10.9%
Campus Administration (School Leadership)	2.5	5.5%	4.8%	3.3%
Educational Aides:	6.0	13.1%	10.9%	11.3%
Librarians and Counselors (Headcount):				
Full-time Librarians	1.0	n/a	22.0	4,258.0
Part-time Librarians	0.0	n/a	7.0	646.0
Full-time Counselors	1.0	n/a	59.0	13,815.0
Part-time Counselors	0.0	n/a	1.0	1,240.0
Total Minority Staff:	9.0	19.8%	26.8%	53.2%
Teachers by Ethnicity:				
African American	2.0	6.2%	7.2%	11.8%
Hispanic	2.1	6.4%	12.7%	29.6%
White	26.1	81.1%	75.5%	54.9%
American Indian	0.0			

Texas Education Agency  
 2022-23 Staff Information (TAPR)  
 VALLEY CREEK EL (043907108) - MCKINNEY ISD - COLLIN COUNTY

	----- Campus -----			
Staff Information	Count/Average	Percent	District	State
Number of Students per Teacher	16.3	n/a	14.6	14.8

Staff Information	Campus	District	State
Experience of			



Texas Education Agency  
2022-23 Staff Information (TAPR)  
VALLEY CREEK EL (043907108) - MCKINNEY ISD - COLLIN COUNTY

- Indicates there is no data for the item.
- \* Indicates results are masked due to small numbers.
- \*\* When only one student disability or assessment group is masked, then the second smallest student disability or assessment group is masked regardless of size.
- n/a Indicates data reporting is not applicable for this group.
- ? Indicates that the data for this item were statistically improbable or were reported outside a reasonable range.