




This page is intentionally blank.

Texas Education Agency  
 2022-23 STAAR Performance (TAPR)  
 SLAUGHTER EL (043907111) - MCKINNEY ISD - COLLIN COUNTY

	School Year	State	District	Campus	African American	Hispanic	White	American Indian	Asian	Pacific Islander	Two or More Races	Special Ed (Current)	Special Ed (Former)	Continuously Enrolled	Non-Continuously Enrolled	Econ Disadv	EB (Current)
STAAR Performance Rates by Tested Grade, Subject, and Performance Level																	
<b>Grade 3 Reading</b>																	
At Approaches Grade Level or Above	2023	76%	83%	84%	67%	83%	87%	-	100%	-	*	60%	*	87%	76%	81%	
	2022	76%	84%	83%	65%	83%	90%	-	100%	-	100%	63%	*	85%	78%	78%	
At Meets Grade Level or Above	2023	50%	62%	64%	42%	52%	77%	-	100%	-	*	32%	*	69%	52%	57%	47%
	2022	51%	61%	53%	43%	42%	76%	-	100%	-	33%	11%	*	54%	52%	37%	41%
At Masters Grade Level	2023	20%	24%	26%	8%	20%	39%	-	53%	29%	*	20%	50%*	30%	17%	19%	14%
	2022	30%	38%	27%	22%	22%	48%	-	33%	-	0%	5%	*	29%	22%	18%	17%
<b>Grade 3 Mathematics</b>																	
At Approaches Grade Level or Above	2023	73%	79%	80%	67%	76%	84%	-	100%	-	*	48%	*	82%	76%	75%	75%
	2022	71%	79%	70%	52%	67%	81%	-	100%	-	83%	37%	*	72%	63%	61%	76%
At Meets Grade Level or Above	2023	45%	52%	46%	33%	33%	58%	-	86%	-	*	16%	*	49%	38%	33%	31%
	2022	43%	52%	46%	35%	36%	62%	-	100%	-	33%	21%	*	48%	41%	33%	41%
At Masters Grade Level	2023	19%	24%	14%	17%	4%	26%	-	29%	-	*	8%	*	13%	17%	6%	3%
	2022	21%	27%	15%	9%	14%	24%	-	33%	-	0%	0%	*	18%	7%	10%	17%
<b>Grade 4 Reading</b>																	
At Approaches Grade Level or Above	2023	77%	86%	86%	60%	87%	95%	-	100%	-	100%	62%	*	85%	88%	79%	93%
	2022	77%	84%	82%	53%	85%	89%	*	*	-	*	38%	80%	86%	73%	78%	90%
At Meets Grade Level or Above	2023	48%	58%	53%	33%	50%	71%	-	83%	-	33%	10%	*	50%	59%	40%	46%
	2022	54%	64%	65%	40%	60%	78%	*	*	-	*	0%	40%	66%	63%	55%	63%
<b>At Masters Grade Level</b>	2023	22%	29%	23%	20%	24%	29%	-	33%	-	0%	5%	*	20%	28%	15%	18%









Texas Education Agency  
 2022-23 Bilingual Education/English as a Second Language (Current EB Students/EL) (TAPR)  
 SLAUGHTER EL (043907111) - MCKINNEY ISD - COLLIN COUNTY

	School Year	State	District	Campus	Total Bilingual Education	BE-Trans Early Exit	BE-Trans Late Exit	BE-Dual Two-Way	BE-Dual One-Way	ALP Bilingual (Exception)	Total ESL	ESL Content-Based	ESL Pull-Out	ALP ESL (Waiver)	EB/EL with Parental Denial	Never EB/EL	Total EB/EL (Current)	Monitored & Former EB/EL
STAAR Performance Rate by Subject and Performance Level																		
All Grades All																		

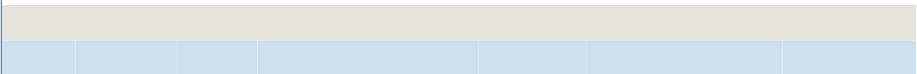


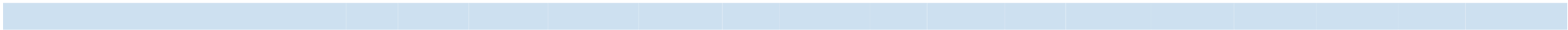




Texas Education Agency  
 2022-23 Bilingual Education/English as a Second Language (Current EB Students/EL) (TAPR)  
 SLAUGHTER EL (043907111) - MCKINNEY ISD - COLLIN COUNTY

	School Year	State	District	Campus	Total Bilingual Education	BE-Trans Early Exit	BE-Trans Late Exit	BE-Dual Two-Way	BE-Dual One-Way	ALP Bilingual (Exception)	Total ESL	ESL Content-Based	ESL Pull-Out	ALP ESL (Waiver)	EB/EL with Parental Denial	Never EB/EL	Total EB/EL (Current)	Monitored & Former EB/EL
All Grades ELA/Reading	2023	35%	41%	55%	86%	-	-	-	86%	-	*	-	*	-	-	50%	67%	-
All Grades Mathematics	2023	40%	46%	51%	38%	-	-	-	38%	-	*	-	*	-	-	52%	50%	-

\* Indicates results are masked due to small numbers to protect student confidentiality.  
 - Indicates there are no students in the group.  
 Blank cell indicates there are no data available in the group.







Texas Education Agency  
 2022-23 Attendance, Graduation, and Dropout Rates (TAPR)  
 SLAUGHTER EL (043907111) - MCKINNEY ISD - COLLIN COUNTY

	State	District	Campus	African American	Hispanic	White	American Indian	Asian	Pacific Islander	Two or More Races	Special Ed	Econ Disadv	EB/EL
<b>Attendance Rate</b>													
2021-22	92.2%	93.3%	94.2%	93.1%	94.2%	94.1%	*	96.9%	*	94.1%	93.8%	94.0%	94.9%
2020-21	95.0%	95.3%	96.4%	95.5%	96.4%	96.3%	*	99.1%	-	97.0%	95.5%	95.9%	96.7%
<b>Chronic Absenteeism</b>													
2021-22	25.7%	20.0%	16.1%	19.8%	16.7%	16.2%	*	2.9%	*	13.8%	19.4%	16.5%	10.9%
2020-21	15.0%	13.0%											





Texas Education Agency  
2022-23 Graduation Profile (TAPR)  
SLAUGHTER EL (043907111) - MCKINNEY ISD - COLLIN COUNTY

	Campus Count	Campus Percent	District Count	State Count
Graduatesf(2021-22)				





There is no data for this campus.

There is no data for this campus.

There is no data for this campus.



Texas Education Agency  
2022-23 Student Information (TAPR)  
SLAUGHTER EL (043907111) - MCKINNEY ISD - COLLIN COUNTY

Student Information	Membership				Enrollment			
	Campus		District	State	Campus		District	State
	Count	Percent			Count	Percent		
Students w/ Dyslexia	72	12.5%	9.4%	5.5%	72	12.5%	9.3%	5.5%
Foster Care	1	0.2%	0.1%	0.2%	1	0.2%	0.1%	0.2%
Homeless	11	1.9%	1.4%	1.3%	11	1.9%	1.4%	1.3%
Immigrant	24	4.2%	2.4%	2.2%	24	4.2%	2.3%	2.2%
Migrant	0	0.0%	0.0%	0.3%	0	0.0%	0.0%	0.3%
Title I	575	99.5%	16.3%	64.6%	575	99.5%	16.4%	64.6%
Military Connected	34	5.9%	5.5%	3.6%	34	5.9%	5.5%	3.6%
At-Risk	272	47.1%	31.9%	53.3%	272	47.1%	31.7%	53.3%
Students by Instructional Program:								
Bilingual/ESL Education	173	29.9%	14.4%	23.2%	173	29.9%	14.3%	23.2%
Career and Technical Education	0	0.0%	23.5%	26.5%	0	0.0%	23.4%	26.5%
Career and Technical Education (9-12 grades only)	0	0.0%	57.6%	72.3%	0	-	57.2%	72.2%
Gifted and Talented Education	42	7.3%	12.4%	8.2%	42	7.3%	12.3%	8.2%
Special Education	104	18.0%	15.0%	12.6%	104	18.0%	15.4%	12.7%
Students with Disabilities by Type of Primary Disability:								
Total Students with Disabilities	104							
By Type of Primary Disability								
Students with Intellectual Disabilities	34	32.7%	36.3%	44.1%				
Students with Physical Disabilities	47	45.2%	26.9%	20.0%				
Students with Autism	9	8.7%	14.3%	15.5%				
Students with Behavioral Disabilities	14	13.5%	20.6%	18.8%				

Texas Education Agency  
 2022-23 Student Information (TAPR)  
 SLAUGHTER EL (043907111) - MCKINNEY ISD - COLLIN COUNTY

Student Information	--Non-Special Education Rates--			---Special Education Rates---		
	Campus	District	State	Campus	District	

Texas Education Agency  
 2022-23 Staff Information (TAPR)  
 SLAUGHTER EL (043907111) - MCKINNEY ISD - COLLIN COUNTY

Staff Information	----- Campus -----		District	State
	Count/Average	Percent		
Total Staff	59.7	100.0%	100.0%	100.0%
Professional Staff:	50.7	85.0%	75.7%	64.1%
Teachers	40.7	68.2%	58.5%	48.7%
Professional Support	5.0	8.4%	10.5%	10.9%
Campus Administration (School Leadership)	5.0	8.4%	4.8%	3.3%
Educational Aides:	9.0	15.0%	10.9%	11.3%
Librarians and Counselors (Headcount):				
Full-time Librarians	1.0	n/a	22.0	4,258.0
Part-time Librarians	0.0	n/a	7.0	646.0
Full-time Counselors	1.0	n/a	59.0	13,815.0
Part-time Counselors	0.0	n/a	1.0	1,240.0
Total Minority Staff:	20.6	34.5%	26.8%	53.2%
Teachers by Ethnicity:				
African American	1.0	2.5%	7.2%	11.8%
Hispanic	9.6	23.6%	12.7%	29.6%
White	29.1	71.5%	75.5%	54.9%
American Indian	0.0	0.0%	0.6%	0.3%
Asian	0.0	0.0%	2.0%	2.0%
Pacific Islander	0.0	0.0%	0.3%	0.1%
Two or More Races	1.0	2.5%	1.9%	1.2%
Teachers by Sex:				
Males	2.1	5.2%	22.2%	24.4%
Females	38.6	94.8%	77.8%	75.6%
Teachers by Highest Degree Held:				
No Degree	0.0	0.0%	0.3%	2.0%
Bachelors	32.7	80.4%	69.4%	72.2%
Masters	8.0	19.6%	29.8%	25.0%
Doctorate	0.0	0.0%	0.6%	0.8%
Teachers by Years of Experience:				
Beginning Teachers	2.0	4.9%	10.0%	9.7%
1-5 Years Experience	5.0	12.3%	16.5%	26.3%
6-10 Years Experience	9.5	23.3%	20.4%	20.5%
11-20 Years Experience	14.1	34.6%	35.4%	27.2%
21-30 Years Experience				

Texas Education Agency  
2022-23 Staff Information (TAPR)




Texas Education Agency  
2022-23 Staff Information (TAPR)  
SLAUGHTER EL (043907111) - MCKINNEY ISD - COLLIN COUNTY

- Indicates there is no data for the item.
- \* Indicates results are masked due to small numbers.
- \*\* When only one student disability or assessment group is masked, then the second smallest student disability or assessment group is masked regardless of size.
- n/a Indicates data reporting is not applicable for this group.
- ? Indicates that the data for this item were statistically improbable or were reported outside a reasonable range.