

This page is intentionally blank.






Texas Education Agency
2022-23 STAAR Performance (TAPR)
C T EDDINS EL (043907113) - MCKINNEY ISD - COLLIN COUNTY

School Year	State	District	Campus	African American	Hispanic	White	American Indian	Asian	Pacific Islander	Two or More Races
-------------	-------	----------	--------	------------------	----------	-------	-----------------	-------	------------------	-------------------


Texas Education Agency
 2022-23 Progress (TAPR)
 C T EDDINS EL (043907113) - MCKINNEY ISD - COLLIN COUNTY

	School Year	State	District	Campus	African American	Hispanic	White	American Indian	Asian	Pacific Islander	Two or More Races	Special Ed (Current)	Special Ed (Former)	Continuously Enrolled	Non-Continuously Enrolled	Econ Disadv	EB/EL (Current & Monitored)
School Progress - Annual Growth by Grade and Subject																	
Grade 4 ELA/Reading	2023	55%	60%	71%	*	70%	69%	-	80%	-	*	65%	*	69%	77%	64%	70%
Grade 4 Mathematics	2023	63%	64%	77%	*	60%	76%	-	90%	-	*	50%	*	81%	65%	93%	90%
Grade 5 ELA/Reading	2023	65%	73%	95%	*	100%	93%	-	*	-	*	89%	-	96%	89%	100%	*
Grade 5 Mathematics	2023	71%	74%	89%	*	83%	92%	-	*	-	*	83%	-	90%	89%	58%	*
All Grades Both Subjects	2023	64%	72%	83%	79%	80%	83%	-	92%	-	*	69%	*	85%	78%	79%	88%
All Grades ELA/Reading	2023	63%	71%	83%	83%	86%	82%	-	89%	-	*	75%	*	84%	82%	81%	81%
All Grades Mathematics	2023	66%	72%	84%	78%	73%	84%	-	94%	-	*	65%	*	86%	75%	77%	94%
School																	

2023



|



Texas Education Agency
2022-23 Bilingual Education/English as a Second Language (Current EB Students/EL) (TAPR)
C T EDDINS EL (043907113) - MCKINNEY ISD - COLLIN COUNTY

	School Year	State	District	Campus	Total Bilingual Education												
--	-------------	-------	----------	--------	---------------------------	--	--	--	--	--	--	--	--	--	--	--	--



Texas Education Agency
2022-23 STAAR Participation (TAPR)
C T EDDINS EL (043907113) - MCKINNEY ISD - COLLIN COUNTY

	State	District	Campus	African American	Hispanic	White	American Indian	Asian	Pacific							
--	-------	----------	--------	------------------	----------	-------	-----------------	-------	---------	--	--	--	--	--	--	--

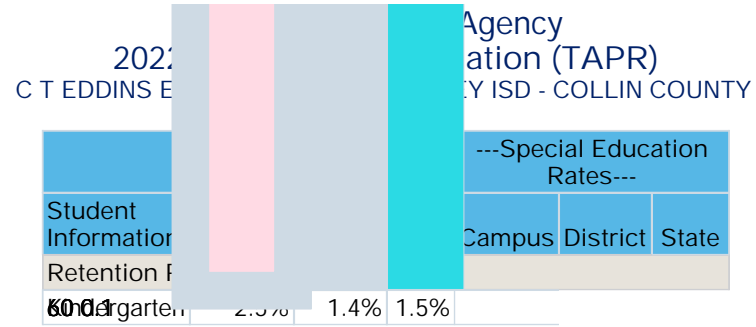
--	--	--	--	--	--	--	--	--	--	--	--	--	--	--	--	--

Texas Education Agency
2022-23 Attendance, Graduation, and Dropout Rates (TAPR)
C T EDDINS EL (043907113) - MCKINNEY ISD - COLLIN COUNTY

	State	District	Campus	African American	Hispanic	White	American Indian	Asian	Pacific Islander	Two or more			

There is no data for this campus.

There is no data for this campus.

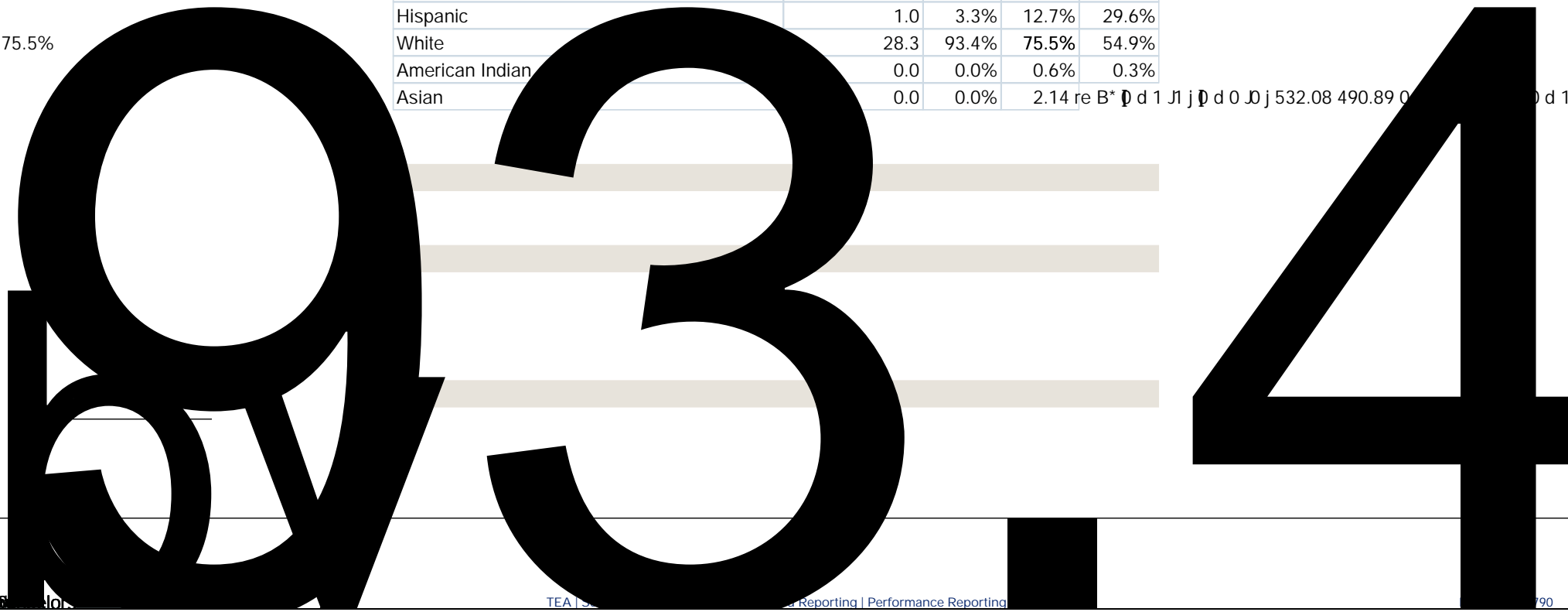


Texas Education Agency
 2022-23 Staff Information (TAPR)
 C T EDDINS EL (043907113) - MCKINNEY ISD - COLLIN COUNTY

Staff Information	----- Campus -----		District	State
	Count/Average	Percent		
Total Staff	49.1	100.0%	100.0%	100.0%
Professional Staff:	40.8	83.0%	75.7%	64.1%
Teachers	30.3	61.6%	58.5%	48.7%
Professional Support	8.0	16.3%	10.5%	10.9%
Campus Administration (School Leadership)	2.5	5.1%	4.8%	3.3%
Educational Aides:	8.3	17.0%	10.9%	11.3%
Librarians and Counselors (Headcount):				
Full-time Librarians	1.0	n/a	22.0	4,258.0
Part-time Librarians	0.0	n/a	7.0	646.0
Full-time Counselors	98.3%	1.0	n/a	59.6%
Part-time Counselors	0.0	n/a	1.0	1,240.0
Total Minority Staff:	5.3	10.9%	26.8%	53.2%
Teachers by Ethnicity:				
African American	1.0	3.3%	7.2%	11.8%
Hispanic	1.0	3.3%	12.7%	29.6%
White	28.3	93.4%	75.5%	54.9%
American Indian	0.0	0.0%	0.6%	0.3%
Asian	0.0	0.0%	2.14	re B* 0 d 1 J1 j 0 d 0 J j 532.08 490.89 0

Teachers

75.5%



Staff Information	Experience	Year
Average		5.3
Average		4.4
Average	Years	
Average	Year	
Average	Teacher	
Average	Teacher	

11.0
 Average Years Experience of T19200 Og 0.0 District:
 Teacher

Texas Education Agency
2022-23 Staff Information (TAPR)
C T EDDINS EL (043907113) - MCKINNEY ISD - COLLIN COUNTY

- Indicates there is no data for the item.
- * Indicates results are masked due to small numbers.
- **