

# 2022-23 Texas Academic Performance Report (TAPR)

District Name: MCKINNEY ISD

Campus Name: CALDWELL EL


Campus Number: 043907107

This page is intentionally blank.

Texas Education Agency  
 2022-23 STAAR Performance (TAPR)  
 CALDWELL EL (043907107) - MCKINNEY ISD - COLLIN COUNTY



	School Year	State	District	Campus	African American	Hispanic	White	American Indian	Asian	Pacific Islander	Two or More Races	Special Ed (Current)	Special Ed (Former)	Continuously Enrolled	Non-Continuously Enrolled	Econ Disadv	EB & EL (Current & Monitored)
STAAR Performance Rates by Tested Grade, Subject, and Performance Level																	
Grade 3 Reading																	

--



Texas Education Agency  
2022-23 STAAR Performance (TAPR)  
CALDWELL EL (043907107) - MCKINNEY ISD - COLLIN COUNTY

	School Year	State	District	Campus	African American	Hispanic	White		Asian	Pacific Islander	Two or More Races	Special Ed (Current)	Special Ed (Former)				
--	-------------	-------	----------	--------	------------------	----------	-------	--	-------	------------------	-------------------	----------------------	---------------------	--	--	--	--







Texas Education Agency  
2022-23 Progress (TAPR)  
CALDWELL EL (043907107) - MCKINNEY ISD - COLLIN COUNTY

	School Year	State	District	Campus	African American	Hispanic	White	American Indian	Asian	Pacific Islander	Two or More Races	Special Ed (Current)	Special Ed (Former)				
--	-------------	-------	----------	--------	------------------	----------	-------	-----------------	-------	------------------	-------------------	----------------------	---------------------	--	--	--	--









Texas Education Agency  
 2022-23 STAAR Participation (TAPR)  
 CALDWELL EL (043907107) - MCKINNEY ISD - COLLIN COUNTY

State	District	Campus	African American	Hispanic	White	American Indian	Asian	Pacific Islander	Two or More Races						





Texas Education Agency  
 2022-23 Attendance, Graduation, and Dropout Rates (TAPR)  
 CALDWELL EL (043907107) - MCKINNEY ISD - COLLIN COUNTY

	State	District	Campus	African American	Hispanic	White	American Indian	Asian	Pacific Islander	Two or more			



Texas Education Agency  
 2022-23 Attendance, Graduation, and Dropout Rates (TAPR)  
 CALDWELL EL (043907107) - MCKINNEY ISD - COLLIN COUNTY

	State	District	Campus	African American	Hispanic	White	American Indian	Asian	Pacific Islander	Two or More Races	Special Ed	Econ Disadv	EB/EL
Class of 2022	84.3%	94.4%	-	-	-	-	-	-	-	-	-	-	-
Class of 2021	81.9%	94.1%	-	-	-	-	-	-	-	-	-	-	-
RHSP/DAP/FHSP-E/FHSP-DLA Graduates (Longitudinal Rate)													
Class of 2022	88.0%	96.4%	-	-	-	-	-	-	-	-	-	-	-
Class of 2021	85.7%	95.9%	-	-	-	-	-	-	-	-	-	-	-
RHSP/DAP Graduates (Annual Rate)													
2021-22	23.6%	*	-	-	-	-	-	-	-	-	-	-	-
2020-21	43.8%	25.0%	-	-	-	-	-	-	-	-	-	-	-
FHSP-E Graduates (Annual Rate)													
2021-22	3.9%	1.9%	-	-	-	-	-	-	-	-	-	-	-
2020-21	3.8%	2.1%	-	-	-	-	-	-	-	-	-	-	-
FHSP-DLA Graduates (Annual Rate)													
2021-22	82.3%	93.1%	-	-	-	-	-	-	-	-	-	-	-
2020-21	80.4%	92.0%	-	-	-	-	-	-	-	-	-	-	-
RHSP/DAP/FHSP-E/FHSP-DLA Graduates (Annual Rate)													
2021-22	86.0%	94.9%	-	-	-	-	-	-	-	-	-	-	-
2020-21	84.1%	93.8%	-	-	-	-	-	-	-	-	-	-	-









Texas Education Agency  
2022-23 Other Postsecondary Indicators (TAPR)  
CALDWELL EL (043907107) - MCKINNEY ISD - COLLIN COUNTY

There is no data for this campus.





Texas Education Agency  
 2022-23 Student Information (TAPR)  
 CALDWELL EL (043907107) - MCKINNEY ISD - COLLIN COUNTY

Student Information	--Non-Special Education Rates--			---Special Education Rates---		
	Campus	District	State	Campus	State	State
Retention Rates by Grade:						
Kindergarten	0.0%	1.4%	1.5%	0.0%	4.8%	4.5%
Grade 1	0.0%	0.6%	2.5%	0.0%	0.6%	3.6%
Grade 2	1.9%	0.4%	1.6%	0.0%	0.9%	2.0%
Grade 3	1.4%	0.4%	0.8%	0.0%	0.3%	0.9%
Grade 4	0.0%	0.2%	0.5%	0.0%	0.3%	0.5%
Grade 5	0.0%	0.1%	0.3%	0.0%	0.6%	0.4%
Grade 6	-	0.1%	0.3%	-	0.0%	0.4%
Grade 7	-	0.1%	0.4%	-	0.0%	0.5%
Grade 8	-	0.2%	0.4%	-	0.0%	



Texas Education Agency  
 2022-23 Staff Information (TAPR)  
 CALDWELL EL (043907107) - MCKINNEY ISD - COLLIN COUNTY

	----- Campus -----		District	State
Staff Information	Count/Average	Percent		
Number of Students per Teacher	12.0	n/a	14.6	14.8

Staff Information	Campus	District	State
Experience of Campus Leadership:			
Average Years Experience of Principals	7.0	8.2	6.1
Average Years Experience of Principals with District	3.0	8.0	5.3
Average Years Experience of Assistant Principals	7.0	7.3	5.2
Average Years Experience of Assistant Principals with District	3.0	5.8	4.4
Average Years Experience of Teachers:			
Average Years Experience of Teachers	9.0	12.4	11.0
Average Years Experience of Teachers with District:	4.6	7.7	6.9
Average Teacher Salary by Years of Experience (regular duties only):			
Beginning Teachers	\$62,380	\$60,206	\$53,300
1-5 Years Experience	\$59,495	\$60,225	\$56,516
6-10 Years Experience	\$61,906	\$62,175	\$59,732
11-20 Years Experience	\$65,141	\$65,871	\$63,389
21-30 Years Experience	\$68,803	\$70,228	\$67,876
Over 30 Years Experience	-	\$75,184	\$72,560
Average Actual Salaries (regular duties only):			
Teachers	\$62,446	\$64,448	\$60,717
Professional Support	\$70,435	\$74,516	\$72,022
Campus Administration (School Leadership)	\$77,044	\$88,556	\$85,167
Instructional Staff Percent:			
	n/a	77.8%	65.1%
Contracted Instructional Staff (not incl. above):			
	0.0	0.0	2,105.4

	----- Campus -----		District	State



Texas Education Agency  
2022-23 Staff Information (TAPR)  
CALDWELL EL (043907107) - MCKINNEY ISD - COLLIN COUNTY

- Indicates there is no data for the item.
- \* Indicates results are masked due to small numbers.
- \*\* When only one student disability or assessment group is masked, then the second smallest student disability or assessment group is masked regardless of size.
- n/a Indicates data reporting is not applicable for this group.
- ? Indicates that the data for this item were statistically improbable or were reported outside a reasonable range.