

# 2022-23 Texas Academic Performance Report (TAPR)

District Name: MCKINNEY ISD

Campus Name: BURKS EL

Campus Number: 043907105

This page is intentionally blank.

Texas Education Agency  
 2022-23 STAAR Performance (TAPR)  
 BURKS EL (043907105) - MCKINNEY ISD - COLLIN COUNTY

School Year	State	District															


Texas Education Agency  
2022-23 STAAR Performance (TAPR)  
BURKS EL (043907105) - MCKINNEY ISD - COLLIN COUNTY

	School Year	State	District	Campus	African American	Hispanic	White	American Indian	Asian	Pacific Islander	Two or More Races	Special Ed (Current)	Special Ed (Former)	Continuously Enrolled	Non-Continuously Enrolled	Econ Disadv	EB & EL (Current & Monitored)
At Approaches Grade Level or Above	2023	81%	89%	74%	57%	74%	89%	-	-	-	*	57%	*	68%	100%	74%	67%
	2022	81%	89%	77%	*	74%	100%	*	-	-	-	*	*	74%	100%	73%	68%
At Meets Grade Level or Above	2023	57%	69%	32%	43%	26%	44%	-	-	-	*	14%	*	22%	78%	28%	22%
	2022	58%	68%	42%	*	32%	78%	*	-	-	-	*	*	42%	40%	38%	25%
At Masters Grade Level	2023	28%	38%	10%	0%	6%	22%	-	-	-	*	0%	*	7%	22%	7%	4%
	2022	36%	44%	30%	*	19%	67%	*	-	-	-	*	*	32%	20%	27%	14%
Grade 5 Mathematics																	
At Approaches Grade Level or Above	2023	80%	85%	70%	57%	71%	67%	-	-	-	*	43%	*	66%	89%	70%	67%
	2022	77%	83%	81%	*	84%	78%	*	-	-	-	*	*	79%	100%	81%	82%
At Meets Grade Level or Above	2023	51%	61%	32%	29%	26%	56%	-	-	-	*	14%	*	24%	67%	28%	19%
	2022	48%	54%	33%	*	26%	67%	*	-	-	-	*	*	32%	40%	30%	21%
At Masters Grade Level	2023	21%	30%	8%	0%	6%	11%	-	-	-	*	0%	*	5%	22%	7%	0%
	2022	25%	31%	12%	*	6%	33%	*	-	-	-	*	*	11%	20%	8%	7%
Grade 5 Science																	
At Approaches Grade Level or Above	2023	65%	75%	36%	14%	32%	67%	-	-	-	*	43%	*	32%	56%	33%	26%
	2022	66%	76%	53%	*	42%	100%	*	-	-	-	*	*	55%	40%	49%	39%
At Meets Grade Level or Above	2023	36%	48%	12%	14%	6%	22%	-	-	-	*	14%	*	5%	44%	9%	0%
	2022	38%	46%	26%	*	16%	67%	*	-	-	-	*	*	26%	20%	22%	11%
At Masters Grade Level	2023	16%	21%	4%	0%	3%	11%	-	-	-	*	14%	*	2%	11%	2%	0%
	2022	18%	21%	12%	*	3%	44%	*	-	-	-	*	*	13%	0%	5%	4%
All Grades All Subjects																	
At Approaches Grade Level or Above	2023	76%	85%	65%	57%	64%	78%	-	-	-	67%	40%	73%	64%	70%	63%	59%
	2022	74%	84%	64%	44%	63%	84%	*	-	-	70%	33%	44%	63%	69%	62%	59%
At Meets Grade Level or Above	2023	49%	64%	37%	41%	34%	47%	-	-	-	27%	23%	27%	34%	48%	33%	27%
	2022	48%	62%	30%	11%	27%	56%	*	-	-	40%	26%	6%	29%	37%	27%	21%
At Masters Grade Level	2023	20%	30%	13%	4%	13%	22%	-	-	-	13%	9%	5%	12%	14%	11%	8%
	2022	23%	33%	15%	6%	11%	36%	*	-	-	20%	15%	0%	15%	14%	12%	8%
All Grades ELA/Reading																	
At Approaches Grade Level or Above																	



Texas Education Agency  
2022-23 STAAR Performance (TAPR)  
BURKS EL (043907105) - MCKINNEY ISD - COLLIN COUNTY

	School Year	State	District	Campus	African American	Hispanic	White	American Indian	Asian	Pacific Islander	Two or More Races	Special Ed (Current)	Special Ed (Former)	Continuously Enrolled	Non-Continuously Enrolled	Econ	
--	-------------	-------	----------	--------	------------------	----------	-------	-----------------	-------	------------------	-------------------	----------------------	---------------------	-----------------------	---------------------------	------	--








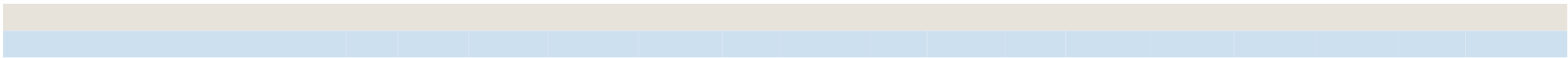

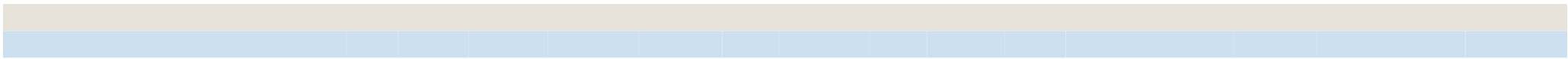




Texas Education Agency  
 2022-23 Bilingual Education/English as a Second Language (Current EB Students/EL) (TAPR)  
 BURKS EL (043907105) - MCKINNEY ISD - COLLIN COUNTY

	School Year	State	District	Campus	Total Bilingual Education	BE-Trans Early Exit	BE-Trans Late Exit	BE-Dual Two-Way	BE-Dual One-Way	ALP Bilingual (Exception)	Total ESL	ESL Content-Based	ESL Pull-Out	ALP ESL (Waiver)	EB/EL with Parental Denial	Never EB/EL	Total EB/EL (Current)	Monitored & Former EB/EL
All Grades ELA/Reading	2023	35%	41%	35%	37%	-	-	-	37%	-	*	-	*	-	-	33%	36%	-
All Grades Mathematics	2023	40%	46%	21%	27%	-	-	-	27%	-	*	-	*	-	-	16%	26%	-

\* Indicates results are masked due to small numbers to protect student confidentiality.  
 - Indicates there are no students in the group.  
 Blank cell indicates there are no data available in the group.





Texas Education Agency  
 2022-23 STAAR Participation (TAPR)  
 BURKS EL (043907105) - MCKINNEY ISD - COLLIN COUNTY

	State	District	Campus	African American	Hispanic	White	American Indian	Asian	Pacific Islander	Two or More Races	Special Ed (Current)	Special Ed (Former)	Continuously Enrolled	Non-Continuously Enrolled	Econ Disadv	EB & EL (Current & Monitored)
Not Included in Accountability: Other Exclusions	1%	0%	0%	*	0%	0%	*	-	-	*	0%	*	0%	0%	0%	0%
Not Tested	2%	1%	0%	*	0%	0%	*	-	-	*	0%	*	0%	0%	0%	0%
Absent	1%	0%	0%	*	0%	0%	*	-	-	*	0%	*	0%	0%	0%	0%
Other	0%	1%	0%	*	0%	0%	*	-	-	*	0%	*	0%	0%	0%	0%


\* Indicates results are masked due to small numbers to protect student confidentiality.  
 - Indicates there are no students in the group.

Texas Education Agency  
 2022-23 Attendance, Graduation, and Dropout Rates (TAPR)  
 BURKS EL (043907105) - MCKINNEY ISD - COLLIN COUNTY

	State	District	Campus	African American	Hispanic	White	American Indian	Asian	Pacific Islander	Two or More Races	Special Ed	Econ Disadv	EB/EL
Attendance Rate													
2021-22	92.2%	93.3%	94.5%	94.4%	94.7%	94.2%	*	-	-	93.0%	93.6%	94.6%	95.4%
2020-21	95.0%	95.3%	95.3%	92.3%	96.0%	95.1%	*	-	*	94.7%	94.2%	95.3%	96.5%
Chronic Absenteeism													
2021-22	25.7%	20.0%	11.2%	9.3%	10.8%	16.7%	*	-	-	7.1%	16.1%	9.8%	8.1%
2020-21	15.0%	13.0%	13.2%	26.8%	10.2%	11.7%	*	-	*	27.3%	18.9%	13.7%	



Texas Education Agency  
2022-23 Attendance, Graduation, and Dropout Rates (TAPR)



Texas Education Agency  
 2022-23 Attendance, Graduation, and Dropout Rates  
 BURKS EL (043907105) - MCKINNEY ISD - COLLIN COUNTY



	State	District	Campus	African American	Hispanic	White	American Indian	Asian	Pacific Islander	Two or More Races	Special Ed	Econ Disadv	EB/EL
Class of 2022	84.3%	94.4%	-	-	-	-	-	-	-	-	-	-	-
Class of 2021	81.9%	94.1%	-	-	-	-	-	-	-	-	-	-	-
RHSP/DAP/FHSP-E/FHSP-DLA Graduates (Longitudinal Rate)													
Class of 2022	88.0%	96.4%	-	-	-	-	-	-	-	-	-	-	-
Class of 2021	85.7%	95.9%	-	-	-	-	-	-	-	-	-	-	-








There is no data for this campus.

There is no data for this campus.

Texas Education Agency  
2022-23 Other Postsecondary Indicators (TAPR)  
BURKS EL (043907105) - MCKINNEY ISD - COLLIN COUNTY



There is no data for this campus.



Texas Education Agency  
 2022-23 Student Information (TAPR)  
 BURKS EL (043907105) - MCKINNEY ISD - COLLIN COUNTY

Student Information	Membership				Enrollment			
	Campus		District	State	Campus		District	State
	Count	Percent			Count	Percent		
Students w/ Dyslexia	36	10.9%	9.4%	5.5%	36	10.9%	9.3%	5.5%
Foster Care	0	0.0%	0.1%	0.2%	0	0.0%	0.1%	0.2%
Homeless	8	2.4%	1.4%	1.3%	8	2.4%	1.4%	1.3%
Immigrant	15	4.6%	2.4%	2.2%	15	4.6%	2.3%	2.2%
Migrant	0	0.0%	0.0%	0.3%	0	0.0%	0.0%	0.3%
Title I	327	99.4%	16.3%	64.6%	327	99.4%	16.4%	64.6%
Military Connected	6	1.8%	5.5%	3.6%	6	1.8%	5.5%	3.6%
At-Risk	171	52.0%	31.9%	53.3%	171	52.0%	31.7%	53.3%
Students by Instructional Program:								
Bilingual/ESL Education	154	46.8%	14.4%	23.2%	154	46.8%	14.3%	23.2%
Career and Technical Education	0	0.0%	23.5%	26.5%	0	0.0%	23.4%	26.5%
Special Education (Students with Disabilities only)	0	0.0%	57.6%	72.3%	0	-	57.2%	72.2%
Gifted and Talented Education	28	8.5%	12.4%	8.2%	28	8.5%	12.3%	8.2%
Special Education	55	16.7%	15.0%	12.6%	55	16.7%	15.4%	12.7%
Students with Disabilities by Tp528.04 0.14 re B* D d 1 J 1 j D d 0 J 0 j 121.1 306.1 re B* D d 1 J 1 j D d 0 J 0 j 570.52 437.47 0.14 13.1 re B* D d 1 J 1 j 0.000								

14 69c0.870 ET 0.88



Texas Education Agency  
 2022-23 Student Information (TAPR)  
 BURKS EL (043907105) - MCKINNEY ISD - COLLIN COUNTY

Student Information	--Non-Special Education Data			---Special Education Data		
	Campus	District	State	Campus	District	State
Kindergarten	0.0%	1.4%	1.5%	6.7%	4.8%	4.5%
Grade 1	0.0%	0.6%	0.5%	0.0%	0.6%	2.6%
Grade 2	2.0%	0.4%	1.0%	11.1%	0.7%	
Grade 3	0.0%	0.4%	0.8%	0.0%	0.3%	
Grade 4	0.0%	0.2%	0.5%	0.0%	0.3%	
Grade 5	0.0%	0.1%	0.3%	0.0%	0.6%	
Grade 6		0.1%	0.3%		0.0%	
Grade 7		0.1%	0.4%		0.0%	0.5%
Grade 8		0.2%	0.4%		0.0%	0.5%
Grade 9		5.5%	8.7%		18.1%	12.6%

Class Size Averages by Grade and Subject  
 (Derived from teacher responsibility records):

Class Size Information	Campus District State		
	Elementary:		
Kindergarten	16.0	18.4	18.7
Grade 1	16.7	18.0	19.1
Grade 2	12.3	18.0	19.1
Grade 3	17.4	21.5	19.3
Grade 4	12.3	20.5	19.4
Grade 5	14.0	22.8	20.8
Grade 6	-	14.5	19.2
Secondary:			
English/Language Arts	-	16.3	16.2
Foreign Languages	-	19.4	18.8
Mathematics	-	17.2	17.5
Science	-	19.4	18.5
Social Studies	-	18.6	18.9

Texas Education Agency  
 2022-23 Staff Information (TAPR)  
 BURKS EL (043907105) - MCKINNEY ISD - COLLIN COUNTY

[Redacted]				
[Redacted]	[Redacted]	[Redacted]	[Redacted]	[Redacted]
[Redacted]				
[Redacted]				
[Redacted]				
[Redacted]				
[Redacted]				
[Redacted]				
[Redacted]				
[Redacted]				
[Redacted]				
[Redacted]				
[Redacted]				
[Redacted]				
[Redacted]				
[Redacted]				

Texas Education Agency  
 2022-23 Staff Information (TAPR)  
 BURKS EL (043907105) - MCKINNEY ISD - COLLIN COUNTY

Staff Information	----- Campus -----		District	State
	Count/Average	Percent		
Number of Students per Teacher	11.0	n/a	14.6	14.8

Staff Information	Campus	District	State
Experience of Campus Leadership:			
Average Years Experience of Principals	10.0	8.2	6.1
Average Years Experience of Principals with District	10.0	8.0	5.3
Average Years Experience of Assistant Principals	14.0	7.3	5.2
Average Years Experience of Assistant Principals with District	14.0	5.8	4.4
Average Years Experience of Teachers:			
Average Years Experience of Teachers:	13.4	12.4	11.0
Average Years Experience of Teachers with District:	8.2	7.7	6.9
Average Teacher Salary by Years of Experience (regular duties only):			
Beginning Teachers	\$61,225	\$60,206	\$53,300
1-5 Years Experience	\$63,400	\$60,225	\$56,516
6-10 Years Experience	\$62,326	\$62,175	\$59,732
11-20 Years Experience	\$66,109	\$65,871	\$63,389
21-30 Years Experience	\$66,667	\$70,228	\$67,876
Over 30 Years Experience	\$75,132	\$77,333	\$71,333



Texas Education Agency  
2022-23 Staff Information (TAPR)  
BURKS EL (043907105) - MCKINNEY ISD - COLLIN COUNTY

- Indicates there is no data for the item.
- \* Indicates results are masked due to small numbers.
- \*\* When only one student disability or assessment group is masked, then the second smallest student disability or assessment group is masked regardless of size.
- n/a Indicates data reporting is not applicable for this group.
- ? Indicates that the data for this item were statistically improbable or were reported outside a reasonable range.