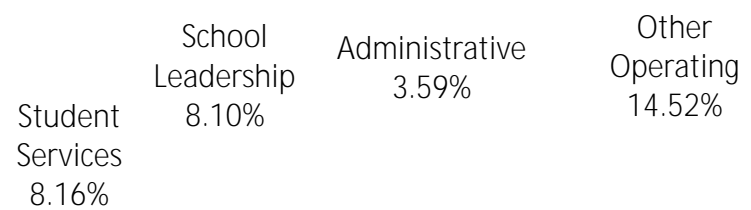
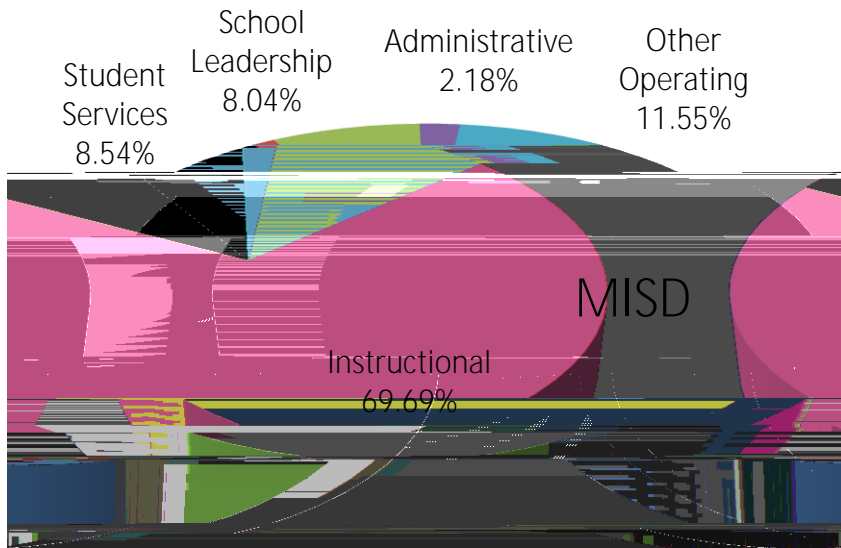


# McKinney ISD

17-18 Budget Historical Comparison

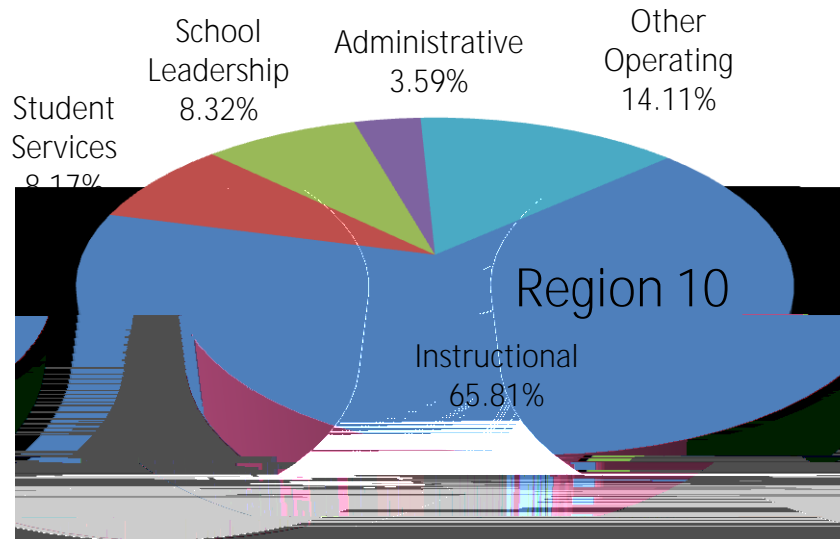
5-16-2017

# 15-16 Actual Financial Data General Fund TEA Functional Groupings



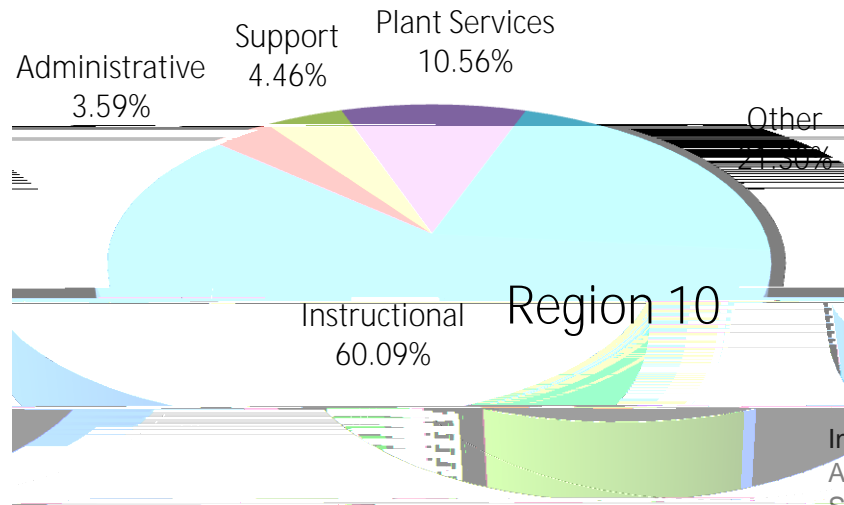
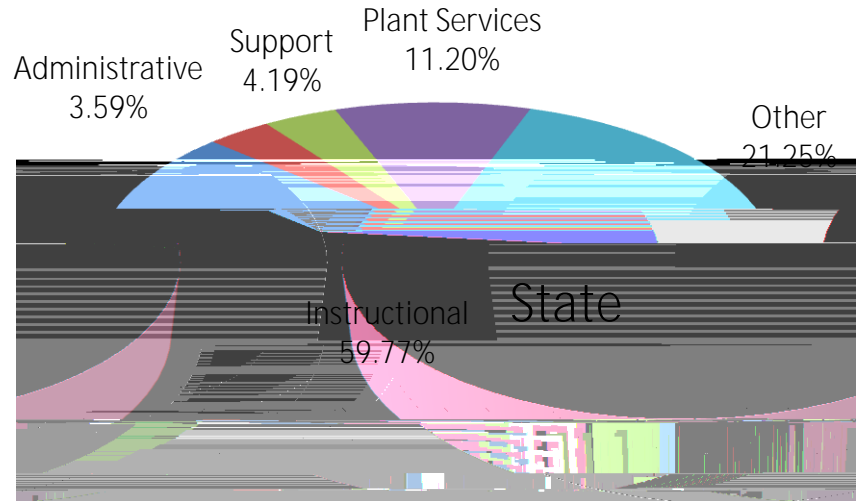
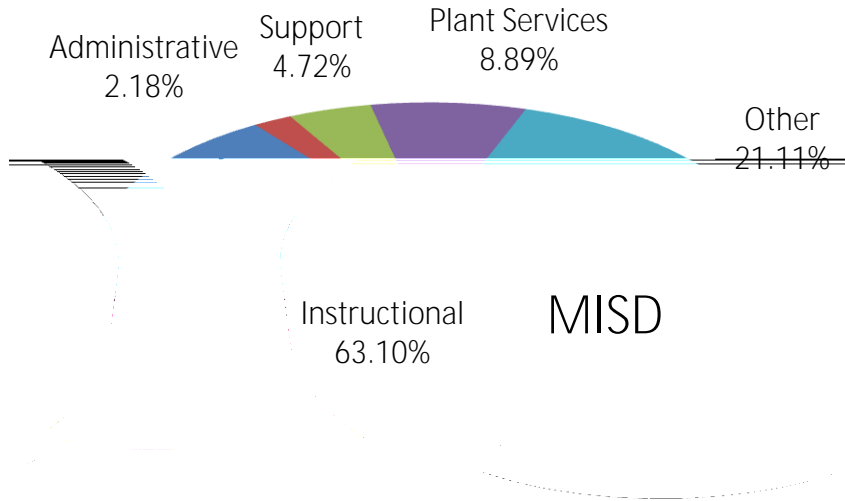
## State

Instructional  
65.64%



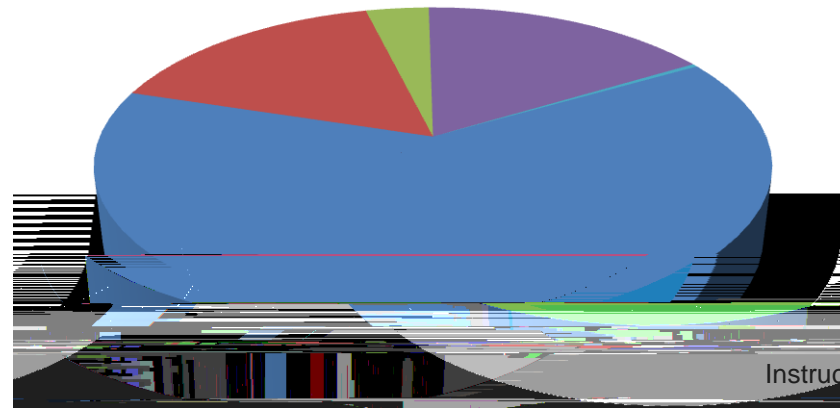
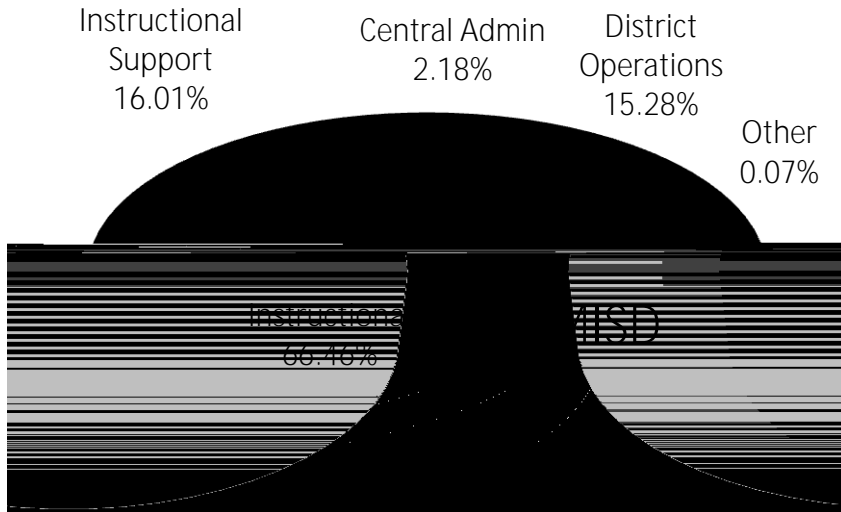
Instructional (11, 12, 13, 36, 95)  
 Student Services (31, 32, 33, 34, 35)  
 School Leadership (21, 23)  
 Administrative (41)  
 Other Operating (51, 52, 53, 61)

# 15-16 Actual Financial Data General Fund TEA Pocket Edition Groupings



- Instructional (11, 95)
- Administrative (41)
- Support (12, 13, 32, 33)
- Plant Services (51)
- Other (21, 23, 31, 34, 35, 36, 52, 53, 61)

# 15-16 Actual Financial Data General Fund TEA FASRG Functional Groupings



Instructional (11, 12, 13, 95)  
 Instructional Support (21, 23, 31, 32, 33, 36)  
 Central Administration (41)  
 District Operations (51, 52, 53, 34, 35)  
 Other (61)

## 16-17 Budgeted Financial Data

16-17 Budgeted Financial Data General Fund  
TEA Pocket Edition Groupings

16-17 Budgeted Financial Data    General Fund  
TEA FASRG Functional Groupings

Instructional (11, 12, 13, 95)  
Instructional Support (21, 23, 31, 32, 33, 36)  
Central Administration (41)  
District Operations (51, 52, 53, 34, 35)  
Other (61)

<http://tea.texas.gov/financialstandardreports/>